

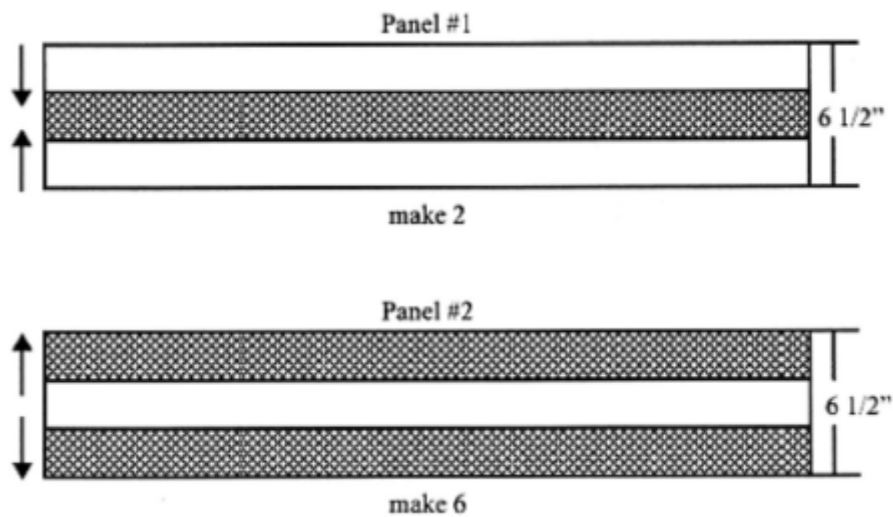
# Mystery Quilt 2010

---

## Step 2

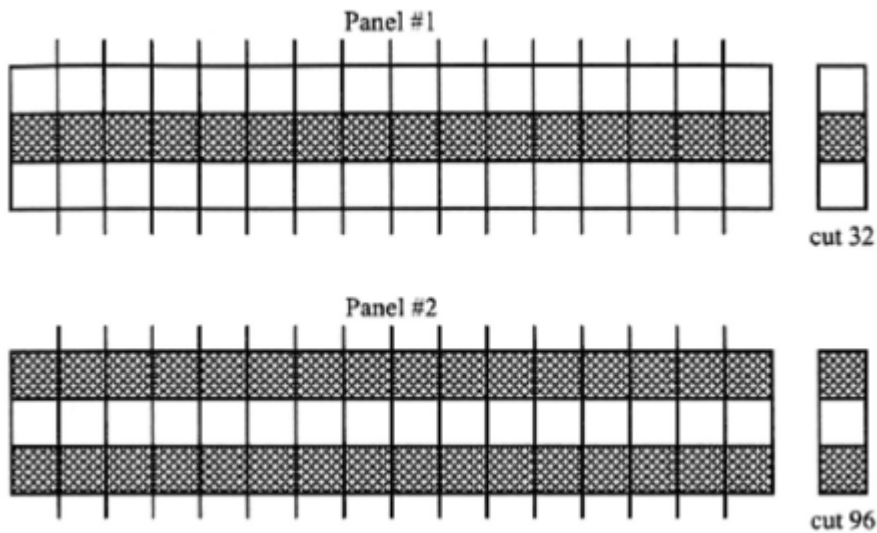
$\frac{1}{4}$  seam allowances. Accurate piecing is the key to your success!

Use the strips of fabric 1 and 2 to make panels like those shown below. Press all seam allowances toward fabric 2.




Measure the panels after they are pressed, they should measure 6 1/2" wide at this time.

Crosscut all the panels into sections that are 2 1/2" wide. Cut thirty two sections from the #1 panels and ninety-six sections from the #2 Panels.



Sew a rectangle of fabric 3 to thirty-two of the sections that were cut from the #2 panels. Press the seam allowances toward fabric 3.



Use the remaining crosscut sections to make thirty-two nine patch blocks. Press the seam allowances away from the center row.

